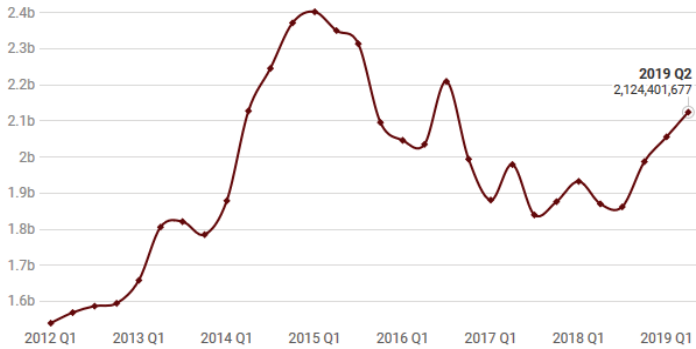




Arizona Exports to Mexico

Arizona exported \$2,124,401,677 to Mexico in 2019 Q2



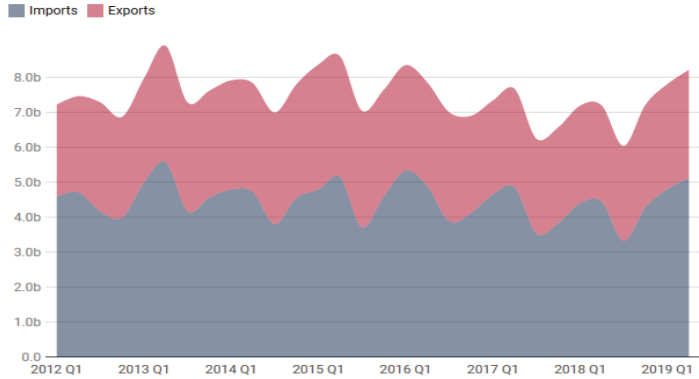
Source: U.S. Census Bureau via USA Trade Online - Get the data

While still below peak levels reached in 2015-2016, Arizona exports to Mexico have continued Y/Y gains throughout 2019.

**AZ EXPORTS
TO MEXICO**
\$2.1 billion in 2019 Q2,
 up **13.6%** from 2018 Q2

Total U.S. Trade through Arizona BPOE

\$8,219,942,289 Imports + Exports in 2019 Q2



Source: U.S. Census Bureau via USA Trade Online - Get the data

Commodities flowing via Arizona BPOE are approaching 2013 highs, reversing a downward trend since 2014.

**Total U.S. trade
TO/FROM MEXICO
VIA AZ BPOE**
\$8.2 billion total goods
 crossing the border in 2019 Q2
 up **14.2%** from 2018 Q2

Fresh Produce Imports via Arizona BPOE

\$1,461,655,586 in fresh produce imports in 2019 Q2



Source: U.S. Census Bureau via USA Trade Online - Get the data

U.S. fresh produce imports from Mexico via Arizona BPOE experience seasonal fluctuations that appear volatile. Annual fresh produce trade volume remains relatively consistent, while reaching an all-time high in June 2019.

**FRESH PRODUCE
VIA AZ BPOE**
\$1.5 billion total produce imports
 in 2019 Q2
 up **23.6%** from 2018 Q2

Persons Crossing Arizona Border (Northbound)

5,566,043 total people crossings in 2019 Q2

■ Vehicle Passengers ■ Pedestrians



Source: Bureau of Transportation Statistics - Get the data

Recent declines in persons crossing the Arizona-Mexico border reversed the long upward trend since 2012.

5.6 million
PERSONS **CROSSING AZ**
BORDER NORTHBOUND

in 2019 Q2
down **11.7%** from 2018 Q2

Vehicles Crossing Arizona Border (Northbound)

2,228,678 total vehicle crossings in 2019 Q2

■ Vehicle Traffic (Personal Vehicles + Buses) ■ Truck Traffic



Source: Bureau of Transportation Statistics - Get the data

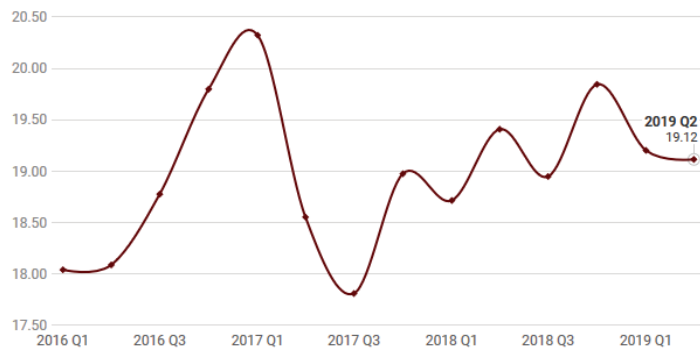
Vehicle border crossings are down since the last half of 2018, ending a steady increase since 2012.

2.2 million
VEHICLES **CROSSING AZ**
BORDER NORTHBOUND

in 2019 Q2
down **10.4%** from 2018 Q2

Peso/\$US Exchange Rate

Average 19.12 pesos/\$US in 2019 Q2



Source: FRED Economic Data | St. Louis Fed - Get the data

The peso appears to have improved its value since the beginning of the Obrador Administration in December 2018.

19.12 pesos/\$US
EXCHANGE RATE

average in 2019 Q2
which translates into a
1.4% increase in the peso's value
from 2018 Q2